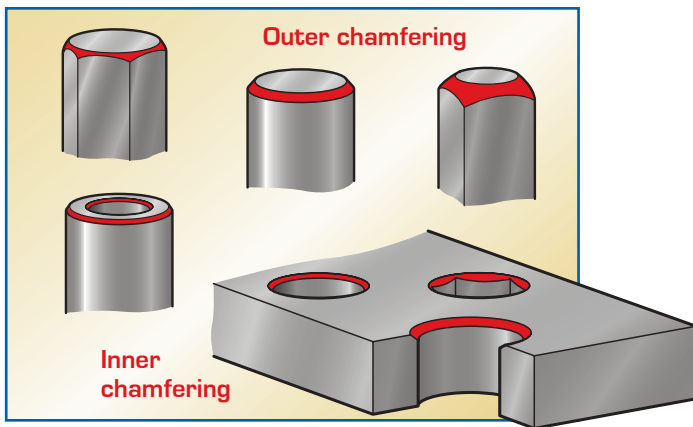


Presentation




Chamfering devices mainly for drills

Systeme KOPAL®


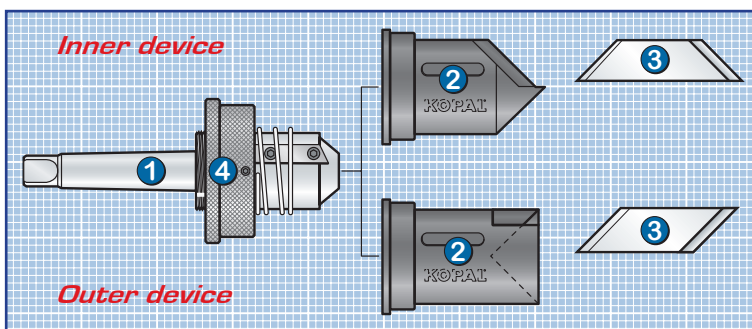
These tools make it possible to perform very high quality concentric chamfering very quickly and without any risk of cutting into the workpiece.

The controlled machining torque means the workpiece or vice can be hand-held, even for large chamfers.

- Concentric chamfer
- Excellent surface quality
- No risk of cutting into the workpiece
- Controlled machining torque

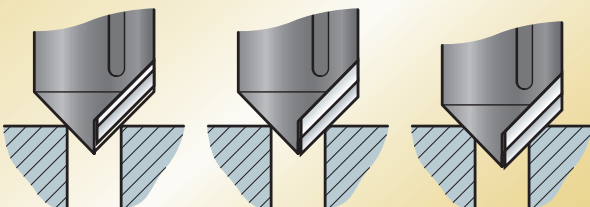


- 1 Body with attachment
- 2 1 Movable pilot cone
- 3 1 HSS blade
- 4 1 Nut/lock nut set to adjust blade protrusion.



Functioning

When the spindle is lowered, the pilot cone centres the workpiece, retracts and allows the blade to come out.



Usage advice

Recommended cutting speed

between 10 and 20 m/min.

Lubrication

Lubricate with cutting fluid or soluble oil to ensure long life for the blade's cutting edge and slow down erosion of the pilot cone.